

2014

2015 03 23

)

(

2014	2
	7
	9
	11
	28
	37
	42
	42
	43
	48
	53
	55
	150

1

2

3

4

			002313
	SUNSEA Telecommunications Co., Ltd.		
	SUNSEA		
	1 107		
	518057		
	1 107		
	518057		
	www.sunseagroup.com		
	pengjian@sunseagroup.com		

	1 107	1 107
	0755-26616666 86185752	0755-86185752
	0755-26030222	0755-26030222-3218
	pengjian@sunseagroup.com	fanglingling@sunseagroup.com

	www.cninfo.com.cn

	2003 11 14		110455	440301754271093	75427109-3
	2014 05 05		440301501132494		

	2014	2013		2012
	2,428,735,924.04	2,079,223,758.25	16.81%	1,925,097,203.29
	12,107,220.29	52,027,351.82	-76.73%	171,428,769.31
	-92,385.10	79,107,514.15	-100.12%	167,625,990.06
	251,008,551.75	-385,820,808.48	-165.06%	-147,501,024.45
/	0.04	0.16	-75.00%	0.6
/	0.04	0.16	-75.00%	0.6
	0.63%	2.66%	-2.03%	11.48%
	2014	2013		2012
	4,460,858,821.08	3,956,506,539.34	12.75%	3,217,368,731.83
	1,928,897,356.98	1,960,406,882.45	-1.61%	1,954,925,532.27

1

2

	2014	2013	2012	
	-1,486,618.00	-238,681.57	-172,618.39	

	18,236,828.70	20,005,610.07	5,063,714.23	
			9,780.82	
	935,340.71	1,319,734.87	913,715.27	
		-42,430,800.00		
	2,538,829.76	3,504,621.10	490,234.74	
	2,947,116.26	2,231,404.60	1,521,577.94	
	12,199,605.39	-27,080,162.33	3,802,779.25	--

1 —

1 —

1 —

2013 12

4G TD-LTE 4G 2014 70 4G

4G 4G LTE LTE

4G “ ” 4G

1

1

	2014	2013	(%)
	2,428,735,924.04	2,079,223,758.25	16.81%
	1,787,916,467.18	1,436,702,993.48	24.45%
	267,301,132.88	219,680,146.2	21.68%
	247,287,220.52	259,133,233.93	-4.57%
	35,726,261.99	16,196,966.57	120.57%
	96,349,921.23	106,129,422.90	-9.21%
	251,008,551.75	-385,820,808.48	-165.06%

2

•

2014

50%

“ ODN ”

20%

2

4G

			2014	2013	
			146,510.55	130,488.5	12.28%
			128,603.00	107,388.82	19.75%
			97,268.30	63,299.98	53.66%

30%

1

2

3

4 4G

	1,991,658,364.65
	82.00%

5

--	--	--	--

1		1,192,026,205.74	49.08%
2	2	399,792,635.04	16.46%
3	3	366,027,384.84	15.07%
4	4	22,655,451.81	0.93%
5	5	11,156,687.22	0.46%
	--	1,991,658,364.65	82.00%

5

3

		2014		2013		
		848,850,847.83	47.73%	695,656,158.34	48.67%	22.02%
		228,601,122.41	12.85%	178,776,709.69	12.51%	27.87%
		700,997,795.79	39.42%	554,803,685.52	38.82%	26.35%

		2014		2013		
		784,831,867.24	44.13%	644,983,800.53	45.12%	21.68%
		139,366,727.05	7.84%	110,461,316.81	7.73%	26.17%
		101,171,577.38	5.69%	81,674,101.98	5.71%	23.87%
		64,018,980.59	3.60%	50,672,357.81	3.55%	26.34%
		89,234,395.36	5.02%	68,315,392.88	4.78%	30.62%
		549,126,270.83	30.88%	452,294,993.41	31.65%	21.41%
		50,699,947.58	2.85%	20,834,590.13	1.46%	143.35%

	232,417,186.57
	11.98%

5

1	1	82,329,629.55	4.25%
2	2	56,152,337.61	2.9%
3	3	42,574,996.31	2.20%
4	4	26,666,370.10	1.38%
5	5	24,693,853.00	1.25%
	--	232,417,186.57	11.98%

5

4

	2014	2013	(%)
	267,301,132.88	219,680,146.2	21.68%
	247,287,220.52	259,133,233.93	-4.57%
	35,726,261.99	16,196,966.57	120.57%
	11,348,681.57	21,615,064.73	-47.50%

1

2

5

	2014	2013	(%)
	96,349,921.23	106,129,422.90	-9.21%
(%)	3.97%	5.10%	-1.13%
(%)	4.29%	4.69%	-0.4%

75

70

16

11

6

N©

	2,842,248,603.42	1,986,136,416.55	43.10%
	2,591,240,051.67	2,371,957,225.03	9.24%
	251,008,551.75	-385,820,808.48	-165.06%
	10,563,235.13	210,370.33	4,921.26%
	94,982,531.01	210,068,362.40	-54.78%
	-84,419,295.88	-209,857,992.07	-59.77%
	678,350,000.00	936,132,547.40	-27.54%
	754,314,586.23	784,878,195.97	-3.89%
	-75,964,586.23	151,254,351.43	-150.22%
	89,945,009.02	-445,443,558.55	-120.19%

30%

	2,420,473,052.74	1,778,449,766.03	26.52%	16.68%	24.43%	-4.58%
	526,140,838.89	382,945,088.47	27.22%	-16.13%	-8.43%	-6.12%
	777,503,250.37	539,137,794.39	30.66%	38.86%	53.30%	-6.53%
	86,429,287.00	64,365,604.77	25.53%	41.32%	66.18%	-11.14%
	955,367,510.35	753,079,594.36	21.17%	24.14%	27.18%	-1.89%
	75,032,166.13	38,921,684.04	48.13%	32.93%	36.60%	-1.39%

	2,320,053,255.42	1,705,564,080.19	26.49%	17.30%	24.86%	-4.44%
	100,419,797.32	72,885,685.84	27.42%	3.90%	15.26%	-7.15%

1

1

	2014		2013			
	442,451,627.17	9.92%	349,931,323.77	8.84%	1.08%	
	1,112,531,727.76					

3.					4,000,000.00		4,000,000.00
	0.00				4,000,000.00		4,000,000.00
	0.00				0.00		0.00

1

1

48,012,900.00	66,938,000.00	-28.27%
		33.33%

2

3

	10,973.84	2012 7 17	10,973.84	2012 7 18
	2012 8 3	2012	15,000	6
	2012 8 3	2013 2 2	2013 1 29	
	15,000		2013 2 21	2013
	30,000		12	2013 2 21
	2014 2 20	2014 2 20		30,000
	2014 3 10	2014	2014 1 31	11,947.08
	9,469.17		1,032.99	
	2,477.91			•
				2014-013
	2014 3 26		11,433.29	

3

		(1)	(2)	(3)=(2)/(1)				
ODN	ODN	50,700	4,806.24	55,018.33	108.52%	2013 12 31	-1,107.33	
PLC	PLC	21,727	495.56	10,186.96	46.89%	2013 12 31	-114.21	
		4,719	74.74	1,593.73	33.77%	2013 12 31	-	

	--	77,146	5,376.54	66,799.02	--	--	-1,221.54	--	--
			2012 10 24	2012					
					"ODN"				
						2012-064		2013 9 5	
()			2013						
								2013-068	
()									

4

)					
				3000	841,570,380.06	11,281,457.04	634,946,593.80	843,904.48	-1,255,094.98
				5000	79,745,779.66	74,399,997.14	6,443,457.38	-2,179,381.05	-321,446.92
				0.129	28,087,964.07	-205,018.82	27,404,013.33	-208,399.07	-211,452.29
				33824.6418	1,067,335,105.74	625,066,659.93	266,983,510.63	16,185,638.36	13,993,585.61
				8992.09	277,491,176.38	107,887,289.67	7,459,942.17	4,918,983.01	4,376,873.77
				2500	13,019,505.32	11,960,608.81	10,044,087.10	-3,518,072.17	-2,638,554.10
				1800	105,135,976.65	66,203,677.15	7,000,475.49	-21,772,783.10	-16,228,292.02
				2000	41,940,608.50	15,259,544.24	80,377,068.72	-2,287,195.41	-1,523,717.45
				1000	66,309,468.66	50,137,485.69	75,547,709.77	19,121,255.24	20,635,809.87

				1000	12,785,775. 70	9,240,052.9 9		-1,121,156. 15	-1,124,688. 22
				1500	121,836,885. .01	52,884,219. 01	95,412,662. 46	18,061,750. 98	13,469,266. 09
				600	21,906,542. 54	14,620,158. 69	21,224,853. 43	569,245.15	357,945.51
				10000	203,570,673. .07	156,364,145. .81	176,521,188. .38	21,747,403. 18	16,138,871. 29
				3000	234,596,657. .99	88,163,689. 25	140,613,014. .22	9,421,647.6 7	8,030,596.9 8
				1000	67,012,766. 32	50,588,149. 22	32,922,654. 96	3,531,895.8 8	2,621,221.8 5
				3000	177,307,220. .61	58,075,345. 70	115,423,296. .66	14,496,825. 32	13,086,442. 00
				1006	58,530,576. 05	16,694,673. 31	74,167,206. 71	2,113,686.9 0	1,122,252.5 2
				1000	13,805,493. 99	9,624,174.1 6	7,409,261.0 7	-40,939.07	-37,556.60
				1550	131,404,002. .08	34,188,539. 82	56,480,997. 06	2,136,143.0 7	1,847,324.1 7
				3000	76,000,136. 75	48,735,15 2.55	463,177.3 6	-7,033,501. 25	-5,273,785. 76

1

5

--	--	--	--	--	--	--	--

--	--	--	--	--	--	--	--

7,500

0

7,500

2011 09

4

“ ”

2014 1 26		2 —		9 —
30 —		33 —		39 —
	40 —		41 —	
	2014 7 1			
2014 6 20		37 —		2014
2014 7 23			—	

2014-058

www.sunseagroup.com

“ ”

2014 01 06					

2014 04 29					
2014 06 19					
2014 06 21					
2014 06 25					
2014 07 03					

2014 08 01

www.cninfo.com.cn

2015 3 24

1

									5	
	0.6587%	400			42.27	3.49%			2014 01 21	2014-004

	2.8463%	1,709.29			87.29	7.21%					2014 09 16	2014-054
6	33.3334%	2,500			-93.68	-7.74%		12			2014 08 15	2014-047
									2014 7			

2

	80%	2014-03-31	1,600	-1.53	195.92	16.18%						2014 01 21	2014-003

3

2012 12 21

<

>

2013 1 14

2013 2 4 2013

<

>

2013 2 26

2013 2 26

2013 3 7

2013-028

2013 5 10

2013 12 27

2013 12 28

2013-097

2014 3 25

2014-018

1

2

3

4

5

2014 8 10

6

2,500

33.3334%

6

66.6666%

12

2014

7



ō p F ò ä " • D • V w (\$ " 1 E T g ò F 2 + X

ç SA c v R x ð a 8 s F # 8 f " 0 " b 6 R f • (A ç V " " @ A r D h 0 @ a E A T 0 7 b a P 0 F % 8 0 P ; P D H F A 0 8 B

	2014 01 21	2,500	-	0				
	2014 06 24	1,000	-	0				
	2014 07 19	1,000	2014 10 29	500				
	2014 09 16	3,000	2014 11 10	1,000				
	2014 12 19	500	2015 02 13	-				
A1			8,000	A2				3,500
A3			11,000	A4				2,500
	2014 08 15	10,000	2014 09 16	4106.35				
B1			10,000	B2				4106.35
B3			10,000	B4				514.89
A1+B1			18,000	A2+B2				7,606.35
A3+B3			21,000	A4+B4				3,014.89
A4+B4				1.56%				
C				0				
D 70%				514.89				

50% E	0
C+D+E	514.89

1

3

4

1 5%

		18 36	2012 7	2012 07 16	2015-07-17
			2012 7	2012 07	2015-07-17

		18 36	16		
	IDGVC	2012 7 18 36	2011 11 20	2015-07-17	
	IDGVC		2008 09 30	9999-12-31	
			2008 09 30	9999-12-31	
			2008 09 30	9999-12-31	
			2014 03 10	2015-03-25	

	()
	70
	1

2013 ()
 2014 ()
) 2014 2014
 2014 () 2014
 70

“ ”

12 2014 11 “ ” 2014 4 30 2014

5 27 2014 5 28 2014

5%

5%

1

	2009 11 24	24.8	25,000,000	2009 12 03	50,000,000	
	2012 06 15	20	40,000,000	2012 07 18	52,000,000	
	2013 02 26	7.41	5,270,000	2013 03 08	-	2014 03 25

1 [2009]1174 2009 11 24 2,500
 24.80 /
 [2009]166 2009 12 3 “
 ” “002313”
 2 “ 2012 479 ”
 2012 6 15 10 A 4000 2012 7 4
 2012 7 18 4000
 3 2012 12 21 < >
 2013 1 14 2013 2 4 2013
 < > 2013 2 26
 527 2013 3 8
 2013 3 8
 4 2013 12 27
 2014 3 25
 2014-018

2

27,556,830.00 33,722,730.00 6,233,500

3

1

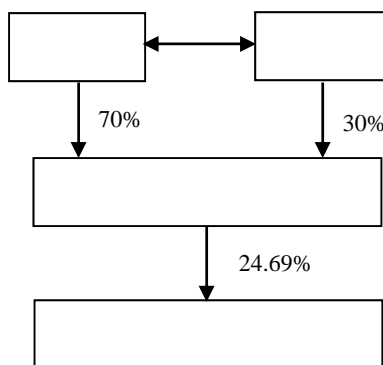
				5					
		27,587				26,858			0
						8			
		5%	10						
		24.69%	77,025,000	-	77,025,000	-			-
		3.09%	9,646,500	9,646,500		9,646,500			-
		2.44%	7,608,395	7,608,395		7,608,395			-
		1.53%	4,765,685	-		4,765,685			-
		1.43%	4,460,000	4,460,000		4,460,000			-
		0.72%	2,234,500	2,234,500		2,234,500			-
		0.68%	2,132,200	2,132,200		2,132,200			-
		0.61%	1,892,010	1,892,010		1,892,010			-
		0.45%	1,411,600	1,411,600		1,411,600			-
		0.42%	1,297,263	1,297,263		1,297,263			-
10	3	2012		2013		10			
		2012	7	18	,2013	7	18		
10									

1	9,646,500		9,646,500
	7,608,395		7,608,395
	4,765,685		4,765,685
-	4,460,000		4,460,000
	2,234,500		223,450
	2,132,200		2,132,200
	1,892,010		1,892,010

	48.28%

3

5	2003 11	2007 4



4 10%

				50	2013 07 05	2016 07 04	0	0	0	0
				53	2013 07 05	2016 07 04	0	0	0	0
				27	2013 07 05	2016 07 04	0	0	0	0
				46	2013 07 05	2014 06 10	0	0	0	0
				48	2013 07 05	2014 01 17	0	0	0	0
				50	2013 07 05	2016 07 04	0	0	0	0
				44	2013 07 05	2016 07 04	0	0	0	0
				46	2013 07 05	2016 07 04	0	0	0	0
				46	2013 07 05	2016 07 04	0	0	0	0
				40	2013 12 09	2016 07 04	0	0	0	0
				37	2013 12 09	2016 07 04		0	0	0
						2016 07	0			

5

2003 11

2007 4

5

2011 7

2007 4

2004

2010 5

2010

2004 1

2006 6

2006 6

2006 7

2012 3

2012 4

2008 2

2011 5

2011 6

2008

2006 10

2009 7

2009 8

2013 5

2013 5

2006 3

2006 3

2012 8

2012 9

2011 7

2010 3

2004

2007 4

2007 9

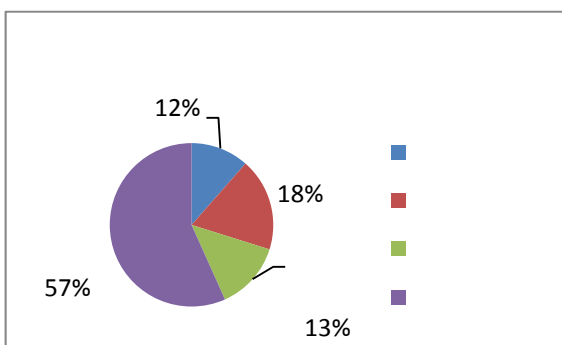
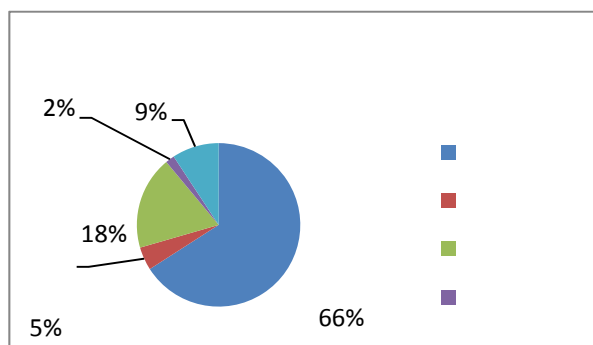
--	--	--	--	--	--

			46		8.4		8.4
			46		8.4		8.4
			40		53.11		53.11
			37		20.24		20.24
			30		2.9		2.9
			30		20.57		20.57
			49		39.27		39.27
	--	--	--	--	360.78	0	360.78

					/	/		/	
		0		0	0	130,000	0		0
		0	0	0	0	130,000	0		0
		0		0	0	195,000	0		0
		0		0	0	195,000	0		0
		0		0	0	195,000	0		0
	--	0	0	--	--	845,000	0	--	0

1 2014 12 31

		5562	
		0	
		3666	65.91%
		255	4.58%
		1027	18.46%
		99	1.78%
		515	9.26%
		5562	100.00%
		639	11.49%
		1022	18.37%
		747	13.43%
		3154	56.71%
		5562	100.00%



1

2

3

6

3

4

1

3

5

6

7

2009 12 24

2012 1 12

>

<

1

2013	2014 05 07	1 2013		2014 05 08	2013
		2 2013			
		3 2013			
		4 2013			
		5 2013			2014-030
		6 2013			
		7 2013			

2

2014	2014 03 10	1		2014 03 11	2014
		2	"		2014-017

1

	11	11	0	0	0	
	11	11	0	0	0	
	11	11	0	0	0	
						4

2**3**

2014

1

7

2

2014

()

2014

3

1

2

1

1

1

IT

2

3

4

5

15
12 27

2013 2 26

2013 3 8

1

2013

2014 3 25

3

2

1

2014

	2015 03 24
	2015 3 24 www.cninfo.com.cn

2010 3
2015-004
2014

2015 2 14

2014

2015 3 6

2015-005 2014

2014

12 2014 1-11 2014

	2015 03 23
	[2015] 310236

2014 12 31

2014

1

2

2014

12 31

2014

1

2014 12 31

	442,451,627.17	349,931,323.77
	69,626,589.88	49,100,080.42
	1,112,531,727.76	1,295,853,372.11
	46,868,818.48	15,132,217.78
	90,915,460.79	72,852,878.53
	1,743,035,997.21	1,216,205,634.76
	68,444,620.56	69,648,437.39
	3,573,874,841.85	3,068,723,944.76
	4,000,000.00	
	24,063,164.55	
	488,318,202.97	523,699,534.90

	200,000,000.00	63,000.00
	2,183,292,586.51	1,653,988,526.74
	30,398,923.77	39,226,290.89
	30,398,923.77	39,226,290.89
	2,213,691,510.28	1,693,214,817.63
	312,000,000.00	318,165,900.00
	1,148,177,825.50	1,174,978,671.26
	55,988,304.42	55,988,304.42
	412,731,227.06	411,274,006.77
	1,928,897,356.98	1,960,406,882.45
	318,269,953.82	302,884,839.26
	2,247,167,310.80	2,263,291,721.71
	4,460,858,821.08	3,956,506,539.34

2

	251,284,550.73	139,011,164.80
	65,920,183.70	40,932,972.43
	845,152,206.77	980,813,321.40
	1,357,981.67	1,121,151.45
	1,029,182,210.57	891,508,595.15
	493,794,141.21	343,966,173.74
		6,087,414.15
	2,686,691,274.65	2,403,440,793.12
	459,590,696.85	438,497,796.85
	57,127,965.95	63,969,122.95
	6,871,250.59	7,140,229.05

	3,870,000.00	9,270,000.00
	3,870,000.00	9,270,000.00
	1,404,612,057.97	1,039,296,735.62
	312,000,000.00	318,165,900.00
	1,194,178,952.08	1,221,735,782.08
	55,988,304.42	55,988,304.42
	331,287,316.86	361,635,087.79
	1,893,454,573.36	1,957,525,074.29
	3,298,066,631.33	2,996,821,809.91

3

	2,428,735,924.04	2,079,223,758.25
	2,428,735,924.04	2,079,223,758.25
	2,387,244,739.32	2,001,784,015.66
	1,787,916,467.18	1,436,702,993.48

	23,903,569.07	28,736,802.64
	267,301,132.88	219,680,146.20
	247,287,220.52	259,133,233.93
	35,726,261.99	16,196,966.57
	25,110,087.68	41,333,872.84
“ ”		
“ ”	1,022,382.40	
“ ”		
“ ”	42,513,567.12	77,439,742.59
	19,966,324.14	21,721,729.21
	43,343.19	154,399.58
	4,239,990.58	635,065.84
	3,489,179.04	393,081.15
“ ”	58,239,900.68	98,526,405.96
	11,348,681.57	21,615,064.73
“ ”	46,891,219.11	76,911,341.23
	12,107,220.29	52,027,351.82
	34,783,998.82	24,883,989.41
1.		
2.		
1.		
2.		
3.		
4.		
5.		
6.		

	46,891,219.11	76,911,341.23
	12,107,220.29	52,027,351.82
	34,783,998.82	24,883,989.41
	0.04	0.16
	0.04	0.16

4

RvIÖ

1.		
2.		
1.		
2.		
3.		
4.		
5.		
6.		
	-24,107,770.93	31,380,491.29

5

	2,647,650,910.99	1,934,496,382.62

	16,845,139.89	3,637,497.00
	177,752,552.54	48,002,536.93
	2,842,248,603.42	1,986,136,416.55
	1,548,958,505.59	1,588,137,888.89
		304,558,028.95


	678,350,000.00	936,132,547.40
	621,744,176.26	618,328,929.05
	46,459,380.13	109,999,420.70
	4,410,000.00	10,311,612.48
	86,111,029.84	56,549,846.22
	754,314,586.23	784,878,195.97
	-75,964,586.23	151,254,351.43
	-679,660.62	-1,019,109.43
	89,945,009.02	-445,443,558.55
	273,497,386.38	718,940,944.93
	363,442,395.40	273,497,386.38

6

	1,710,593,994.45	1,201,096,788.84
	10,863,349.32	3,388,039.65
	705,168,663.49	30,434,725.90
	2,426,626,007.26	1,234,919,554.39
	741,423,203.07	824,317,462.97
	151,627,378.36	160,397,239.33
	34,417,728.86	128,034,624.74
	1,350,430,068.26	555,473,558.74
	2,277,898,378.55	1,668,222,885.78
	148,727,628.71	-433,303,331.39
	3,276,000.00	7,200.00
	3,276,000.00	7,200.00

	5,373,148.25	17,050,361.77
	16,012,900.00	197,271,462.00

3													
4													
1													
2													
	312,000,000.00				1,148,177,825.50				55,988,304.42		412,731,227.06	318,269,953.82	2,247,167,310.80



1	4,584, 900.00				30,718, 830.00							328,887 ,835.64	364,191 ,565.64
2													
3					42,430, 800.00								42,430, 800.00
4													
									3,138,0 49.13			-76,719, 049.13	-73,581, 000.00
1									3,138,0 49.13			-3,138,0 49.13	
2													
3												-73,581, 000.00	-73,581, 000.00
4													
	73,581 ,000.0 0												-73,581, 000.00

1											
2											
3											
4											
1											
2											
	312,000, 000.00				1,194,178 ,952.08				55,988,30 4.42	331,287 ,316.86	1,893,454 ,573.36

	240,000, 000.00				1,222,167 ,152.08				52,850,25 5.29	406,973 ,645.63	1,921,991 ,053.00	
	240,000, 000.00				1,222,167 ,152.08				52,850,25 5.29		1,921,991 ,053.00	
	“ ”	78,165,9 00.00			-431,370. 00							

2											
3					42,430,80 0.00						42,430,80 0.00
4											
									3,138,049 .13	-76,719, 049.13	-73,581,0 00.00
1									3,138,049 .13	-3,138,0 49.13	
2										-73,581, 000.00	-73,581,0 00.00
3											
	73,581,0 00.00				-73,581,0 00.00						
1	73,581,0 00.00				-73,581,0 00.00						
2											
3											
4											
1											
2											
	318,165, 900.00				1,221,735 ,782.08				55,988,30 4.42	361,635 ,087.79	1,957,525 ,074.29

(“ ” “ ” “ ”) 2003 11 5

[2003] 3688

[2003] 0228

2003 11 14

110455

6,000

2007 4 11

2007 663

2006 12 31

6,000

7,500

7,500

60,000,000

			15,000,000			
2008	9	18				
IDGVC Everbright Holdings Limited						
	39.5%	25.5%	15%			
IDGVC Everbright Holdings Limited						
29,625,000				19,125,000	IDGVC Everbright Holdings	
Limited			11,250,000			15,000,000
				[2009]1174		2009 11 24
24.8				(A)2,500		1.00
			10,000			
2012	4	6		10,000		2011 12 31
100,000,000			10	10		100,000,000
200,000,000				20,000		20,000
				[2012]479		2012 6 15
				(A)4,000		1.00
			24,000			
2013	3	1	2013			
			527			171
			7.41			24,527
			24,527			
			2013 4 7			2013 5 2
						2012
						7,358.10
24,527			10	3		7,358.10
31,885.10				31,885.10		31,885.10
			2013 5 15			2013 7 5
			2013 2 4	2013		
			61.75			31,823.35
			31,823.35			
			2013 9 5	2013		
				10%		
			2013 10 28			2013 2 4
						2013
						6.76
			31,816.59			31,816.59
			2013 12 27			2013 2 4
						2013
						616.59
			31,200			31,200

ODF

1

“ ”
15 —

2

12

“ ” “ ” “ ”
” “ ”

()

()

1 1 12 31

()

12

()

()

()

1

2

3

4

()

()

1

2

“ ”

()

1

2

1

3

4

5

3

1

2

1

2

4

5

6

1

2

()

1

100.00

2

1	
2	

1	
2	

	(%)	(%)
1 1		
6	0	0
7-12	5	5
1 2	10	10
2 3	25	25
3 4	45	45
4 5	65	65
5	100	100

3

100.00

()

1

2

3

4

5

1

2

()

1

2

1

2

3

1

2

“

” “

”

3

()

()

1

1

2

2

		%	%
	30	0	3.33
	5	0	20
	10	0	10
	8	0	12.5
	5	0	20

3

1

2

3

4

()

()

1

1

2

3

2

3

3

4

()

1

1

2

2

		50
	3 8 10 14 20	
		10
		10
		2 10

3

4

1

2

3

4

5

()

()

()

()

1

2

1

2

3

()

1

1

2

3

2

()

[]

1

[

2

()
1

2

3

BOT

15 —

14

4

5

()

1

2

3

()

()

1

1

2

2

1

2

()

1

1

2014

2014

—

2 —
 9 —
 30 —
 33 —
 37 —
 39 —
 40 —
 41 —

2 —
 2 —

2

()

									17%	
									6%	
									3%	
									3%-5%	
									7%	
								25%	15%	12.5%

5%

[2013]37

2013 8 1

6

									2014

	12,079,143.39	8,768,204.13
		0.00
		0.00
		0.00
	79,009,231.77	76,433,937.39

()

1

	9,560,733.37	10,748,912.44
	60,065,856.51	38,351,167.98
	69,626,589.88	49,100,080.42

2**3**

	1,658,761.58	
		1,332,591.00
	1,658,761.58	1,332,591.00

4

()

1

		%		%			%		%	
	1,178,873,744.73	100.00	66,342,016.97	5.63	1,112,531,727.76	1,344,999,484.86	100	49,146,112.75	3.65	1,295,853,372.11
	1,178,873,744.73	100.00	66,342,016.97	5.63	1,112,531,727.76	1,344,999,484.86	100	49,146,112.75	3.65	1,295,853,372.11

1										
					702,994,761.83					
1					148,879,702.56		7,443,985.14		5%	
1					851,874,464.39		7,443,985.14			
1 2					181,468,324.00		18,146,832.40		10%	
2 3					127,069,118.44		31,767,279.61		25%	
3 4					15,109,094.11		6,799,092.35		45%	
4 5					3,336,903.79		2,168,987.47		65%	

5	15,840.00	15,840.00	100%
	1,178,873,744.73	66,342,016.97	5.63%

1				
		766,387,789.82		
1		360,834,097.07	18,041,704.86	5%
1		1,127,221,886.89	18,041,704.86	
1 2		166,921,982.96	16,692,198.29	10%
2 3		43,014,800.82	10,753,700.23	25%
3 4				

()

1

		(%)		(%)
1	43,357,254.34	92.51	13,625,621.88	90.04
1 2	3,271,107.96	6.98	1,506,595.90	9.96
2 3	240,456.18	0.51		
3	-	-		
	46,868,818.48	100	15,132,217.78	100

3,044,471.70

2

		(%)
	7,437,981.56	15.87
	5,259,565.10	11.22
	3,846,815.00	8.21
	3,588,818.30	7.66
	1,844,923.33	3.94
	21,978,103.29	46.90

5	204,540.72	204,540.72	100%
	95,169,543.70	4,254,082.91	4.47%

1			
	40,490,851.86		
1	18,622,250.07	931,112.50	5%
1 2	13,117,116.79	1,311,711.70	10%
2 3	3,430,167.54	857,541.89	25%
3 4	372,903.55	167,806.60	45%
4 5	250,746.87	162,985.46	65%
5	225,054.10	225,054.10	100%
	76,509,090.78	3,656,212.25	4.78%

2

1,221,338.21

623,467.55

3

4

	40,915,016.08	36,770,417.98
	20,704,000.25	11,777,090.96
	33,254,659.93	27,454,514.29
	295,867.44	507,067.55
	95,169,543.70	76,509,090.78

5

			(%)
	2,501,902.06		2.63
	2,296,485.60		2.41

				(%)	
		2,099,543.65	1 2	2.21	209,954.37
		2,036,000.00	2	2.14	203,000.00
		1,802,415.75	1	1.89	25.95
		10,736,347.06		11.28	412,980.32

7,739,447.36

3,692,079.83

()

		4,000,000.00		4,000,000.00					20.00	

3

4

()

		25,000,000.00		-936,835.45					24,063,164.55	
		25,000,000.00		-936,835.45					24,063,164.55	

()

1

1					
1	306,607,125.51	286,167,613.65	20,022,938.48	28,850,338.72	641,648,016.36
2	585,105.71	8,077,848.91	2,406,445.17	10,074,809.21	21,144,209.00
—		8,041,096.77	2,406,445.17	10,074,809.21	20,522,351.15
—	585,105.71	36,752.14			621,857.85
3	4,668,992.26	5,073,181.09	985,981.23	1,367,561.20	12,095,715.78
—	4,057,855.46	4,125,473.04	748,093.23	1,199,761.20	10,131,182.93
—	611,136.80	947,708.05	237,888.00	167,800.00	1,964,532.85
4	302,523,238.96	289,172,281.47	21,443,402.42	37,557,586.73	650,696,509.58
2					
1	22,955,513.80	74,045,624.85	7,611,211.45	13,336,131.36	117,948,481.46
2	13,625,110.74	27,299,504.48	2,128,125.27	6,822,852.36	49,875,592.85
—	13,625,110.74	27,299,504.48	2,128,125.27	6,822,852.36	49,875,592.85
3	787,029.76	3,315,040.61	486,568.65	857,128.68	5,445,767.70
—	787,029.76	3,106,657.82	421,525.59	791,826.95	5,107,040.12
—		208,382.79	65,043.06	65,301.73	338,727.58
4	35,793,594.78	98,030,088.72	9,252,768.07	19,301,855.04	162,378,306.61
3					
1					
2					
—					
3					
—					
4					
4					
1	266,729,644.18	191,142,192.75	12,190,634.35	18,255,731.69	488,318,202.97
2	283,651,611.71	212,121,988.80	12,411,727.03	15,514,207.36	523,699,534.90

2

3**4****5**

	197,808,451.13	
	47,964,203.94	

6

2014 12 31

44,559,352.13

()

1

	37,645,409.95	37,645,409.95	27,620,299.38	27,620,299.38
	5,984,983.21	5,984,983.21	6,021,735.35	6,021,735.35
	43,630,393.16	43,630,393.16	33,642,034.73	33,642,034.73

()

1

1						
1	44,565,527.00	3,041,033.08	28,604,839.69	35,300.00	7,378,176.28	83,624,876.05
2		620,976.03	245,778.27		430,369.44	1,297,123.74
—		4,300.00	245,778.27		296,181.41	546,259.68
—		616,676.03			134,188.03	750,864.06
3					6,980.00	6,980.00
—			-		6,980.00	6,980.00
4	44,565,527.00	3,662,009.11	28,850,617.96	35,300.00	7,801,565.72	84,915,019.79

()

1

	422,307.77			422,307.77
	9,552,542.37			9,552,542.37
	40,820,000.00			40,820,000.00
	6,812,083.35			6,812,083.35
	3,026,274.91			3,026,274.91
	22,852,906.11			22,852,906.11
	20,947,828.86			20,947,828.86
	2,506,874.32			2,506,874.32
	1,846,140.17			1,846,140.17
	16,616,716.74			16,616,716.74
	7,028,439.33			7,028,439.33
	132,432,113.93			132,432,113.93

2

()

	13,159,225.06	1,142,049.45	5,443,874.07	8,857,400.44
		876,310.41	225,936.25	650,374.16
	13,159,225.06	2,018,359.86	5,669,810.32	9,507,774.60

()

1

	83,313,769.96	13,159,961.42	62,102,603.43	10,486,207.42
			2,088,061.95	313,209.29
	90,677,398.91	19,613,504.58	82,798,824.53	19,375,160.40
	30,335,923.77	6,846,290.94	13,290,850.00	2,395,712.50
	9,531,841.76	1,521,170.40	8,515,590.89	1,387,798.63
	213,858,934.40	41,140,927.34	168,795,930.80	33,958,088.24

2

			4,125,613.97
		32,856,049.51	20,011,781.62
		32,856,049.51	24,137,395.59

3

2015			
2016			
2017	1,607,268.71	1,607,268.71	
2018	18,404,512.91	18,404,512.91	
2019	12,844,267.89		
	32,856,049.51	20,011,781.62	

()

	76,583,111.00	79,839,709.48
	76,583,111.00	79,839,709.48

()

1

		9,893,897.11
	8,400,000.00	4,845,895.00
	26,250,000.00	21,400,000.00
	285,000,000.00	431,392,141.39
	319,650,000.00	467,531,933.50

2

	46,822,426.31	
	46,822,426.31	

()

1

1	40,101,560.26	23,437,228.98
1	1,349,976.84	398,039.47
	41,451,537.10	23,835,268.45

()

1

	45,189,152.58	381,320,592.63	378,839,231.21	47,670,514.00
-	654,031.60	27,268,178.74	27,876,919.51	45,290.83
		1,345,516.64	1,345,516.64	
	45,843,184.18	409,934,288.01	408,061,667.36	47,715,804.83

2

1	44,781,710.60	363,861,401.78	361,483,942.15	47,159,170.23
2	315,874.00	3,904,478.38	3,756,045.13	464,307.25
3	66,396.51	8,361,660.97	8,428,057.48	
	46,810.36	6,747,193.14	6,794,003.50	
	10,308.50	927,783.37	938,091.87	
	9,277.65	686,684.46	695,962.11	
4		4,494,582.22	4,473,176.22	21,406.00
5	25,171.47	54,612.33	54,153.28	25,630.52
6				
7				

8		643,856.95	643,856.95	
	45,189,152.58	381,320,592.63	378,839,231.21	47,670,514.00

3

	621,388.60	25,144,943.25	25,721,041.02	45,290.83
	32,643.00	2,123,235.49	2,155,878.49	
	654,031.60	27,268,178.74	27,876,919.51	45,290.83

()

	10,848,064.01	2,139,557.30
	18,849,168.96	19,396,047.51
	40,836,343.33	36,464,240.89
	925,641.78	802,814.08
	3,063,295.53	1,580,214.25
	1,726,685.43	1,237,909.77
	61,523.70	62,552.29
	523,019.50	500,644.86
	358,013.68	317,318.20
	948,248.82	207,328.21
	78,140,004.74	62,708,627.36

()

	1,060,697.49	1,381,497.82
	1,060,697.49	1,381,497.82

()

1

	48,017,107.74	54,427,321.71
	30,716,489.52	40,694,168.67

	9,821,241.31	12,401,036.28
	4,050,181.37	2,680,591.55
	8,672,838.23	1,814,918.99
	101,277,858.17	112,018,037.20

2

	10,000,000.00	
	7,143,111.11	
	1,639,039.95	
	1,486,422.11	
	849,302.49	

()

		63,000.00
	200,000,000.00	
	200,000,000.00	63,000.00

1

16,235.00

“ ”

1 2015 1 26
6.3%

2

11,809.00

“ ”

5 2015 2 16
6.3%

3

72,162,959.85

“ ”

5 2015 6 11
6.5%

()

	30,398,923.77	39,226,290.89
	30,398,923.77	39,226,290.89

	45,437,409.38	755,984.24		46,193,393.62
	1,174,978,671.26	755,984.24	27,556,830.00	1,148,177,825.50

2013 12 27

6,165,900

312,000,000 2014 3 25

33,722,730.00

27,556,830.00

755,984.24

()

	55,988,304.42		55,988,304.42
	55,988,304.42		55,988,304.42

2014

()

	411,274,006.77	435,965,704.08
+		
	411,274,006.77	435,965,704.08
	12,107,220.29	52,027,351.82
		3,138,049.13
	10,650,000.00	73,581,000.00
	412,731,227.06	411,274,006.77

2014 5 7	2013	2013
2014 5 22	6,240,000.00	
2014 7 4		
9,000,000.00		51%
4,590,000.00	49%	4,410,000.00

()

2,420,473,052.74	1,778,449,766.03	2,074,493,018.41	1,429,236,553.55
8,262,871.30	9,466,701.15	4,730,739.84	7,466,439.93
2,428,735,924.04	1,787,916,467.18	2,079,223,758.25	1,436,702,993.48

()

	15,089,293.82	14,495,050.37
	5,266,600.51	8,274,165.14
	3,314,376.38	5,643,803.01
	233,298.36	323,784.12
	23,903,569.07	28,736,802.64

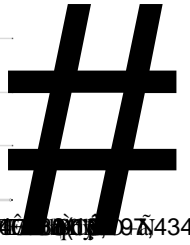
()

	84,524,150.25	53,948,490.57
	67,405,132.21	53,871,903.61
	28,359,286.30	41,118,307.67
	27,450,166.11	24,970,708.20
	20,138,610.56	18,124,967.31
	8,250,452.04	7,699,025.62

	2,468,570.30	2,537,460.42
	28,704,765.11	17,409,282.80
	267,301,132.88	219,680,146.20

()

	96,349,921.23	106,129,422.90
	59,809,504.55	70,657,210.77
	16,881,173.88	14,644,708.38
	11,575,840.02	8,316,228.48
	7,849,404.55	8,231,053.35
	6,827,591.73	6,748,752.47
	5,567,707.63	3,508,875.68
	5,090,322.25	6,308,653.21
	37,335,754.68	34,588,328.69
	247,287,220.52	259,133,233.93



			/
2014	2013	110,000.00	
	2013 9	40,000.00	
	12 13	340,000.00	
201412			
5.16	2014 1	30,000.00	
	2013	50,000.00	
	2013	41,673.00	
	2013	1,000,000.00	
		97,900.00	
2013			
	2014 2	25,000.00	
	2014 3	10,000.00	
	2014 3	60,000.00	
	2014	32,000.00	
	2013	2,000,000.00	
		13,500.00	83,300.68
MC		4,500,000.00	
AOC		900,000.00	
		4,080,388.58	2,338,729.05
		75,000.00	
PECVD(2,976,417.12	2,976,417.08
		1,090,000.00	
		120,940.00	120,940.00
2012		393,010.00	393,010.00
2014		20,000.00	

			/
2060499		50,000.00	
		100,000.00	
		60,000.00	
		21,000.00	
2008-2009			8,594,000.00
2013			2,000,000.00
2013			800,000.00
			500,000.00
2011			370,000.00
			300,000.00
			300,000.00
2013			220,000.00
2013	2013		200,000.00
2013			135,000.00
	2012		100,000.00
2013			100,000.00
2013	4		100,000.00
2011			80,000.00
			60,000.00
2012	2013159		52,580.00
			33,333.26
			30,000.00
LED			30,000.00
<			26,600.00
>			23,700.00
2013			13,000.00
2013			11,000.00

			/
2012		9,000.00	
2013	2	5,000.00	
		18,236,828.70	20,005,610.07

()

	3,489,179.04	393,081.15	3,489,179.04
	3,489,179.04	393,081.15	3,489,179.04

	248,684.93	30,494.19
	258,173,791.20	275,905,800.17
	282,125,496.11	23,588,776.81
	540,547,972.24	299,525,071.17

3**4****5**

		5,604,312.24
		5,604,312.24

6

	51,284,944.24	52,802,876.22
	33,722,730.00	3,746,970.00
	1,103,355.60	
	86,111,029.84	56,549,846.22

()

1

1		
	46,891,219.11	76,911,341.23
	25,110,087.68	41,333,872.84
	49,875,592.85	43,473,568.17
	5,036,948.63	4,934,633.14
	5,669,810.32	5,685,773.20
“ ”	3,445,835.85	238,681.57
“ ”		
“ ”		
“ ”	37,965,956.07	28,181,683.78
“ ”	-1,022,382.40	

“ ”	-7,182,839.10	-13,560,095.84
“ ”		
“ ”	-526,830,362.45	-436,459,292.98
“ ”	73,304,188.14	-429,431,634.02
“ ”	538,744,497.05	250,439,860.43
		42,430,800.00
	251,008,551.75	-385,820,808.48
2		
3		
	363,442,395.40	273,497,386.38
	273,497,386.38	718,940,944.93
	89,945,009.02	-445,443,558.55

2

		15,100,000.00
		7,930,064.87
		7,169,935.13

3

	363,442,395.40	273,497,386.38
	453,853.78	500,461.44
	362,988,541.62	272,996,924.94
	363,442,395.40	273,497,386.38

()

	79,009,231.77	76,433,937.39
		22,214,396.28
	44,559,352.13	50,356,108.36
	5,984,983.21	
	129,553,567.11	149,004,442.03

()

			29,713,798.28
	3,328,548.42	6.1190	20,367,387.78
	1,154,217.21	7.4556	8,605,381.83
	939,318.88	0.7889	741,028.67

2

()

()

()

1

		%										
2000	100		2014 3 31		1,959,217.85							

2014 1 17

“

”

20%

400

80%

1,600

2014 3

20%

2014 4

()

()

1

				(%)	
				100	
				100	
				100	
				52.6127	3.1766
				100	
					100
					99
					100
					51
					100
					82.25
					100
					51
					100
					100
					100
					100
					100
					100
					100
					100
					100
					100
					100
					100
					100
					100
					100
					100
					100
					100
					100
					100
					100

2

	%			
	44.2107	32,921,160.44		254,024,608.84
	1.00	-26,385.55		119,606.09
	49.00	-7,951,863.09		32,439,801.80
	17.75	-1,253,257.60		2,708,569.10
	49.00	10,524,263.03	4,410,000.00	28,977,367.99

3

1,343,451,085.85	114,282,028.23	1,457,733,114.08	876,794,118.31	63,000.00	876,857,118.31	1,079,596,073.83	115,413,159.62	1,195,009,233.45	685,779,790.03	63,000.00	685,842,790.03
5,907,112.96	7,112,392.36	13,019,505.32	1,058,896.51		1,058,896.51	10,539,494.85	6,660,255.66	17,199,750.51	2,600,587.60		2,600,587.60
19,999,351.31	85,136,625.34	105,135,976.65	15,973,275.73	22,959,023.77	38,932,299.50	21,370,231.48	94,715,396.88	116,085,628.36	7,718,218.30	25,935,440.89	33,653,659.19
34,085,130.36	7,810,361.90	41,895,492.26	26,636,761.75		26,636,761.75	35,079,356.50	2,415,598.45	37,494,954.95	20,711,693.26		20,711,693.26
63,301,904.47	2,884,366.73	66,186,271.20	16,251,071.83		16,251,071.83	46,415,975.49	2,700,913.85	49,116,889.34	15,863,805.58		15,863,805.58

960,513,295.71	71,709,552.39	71,709,552.39	3,911,896.54	771,196,247.05	67,656,394.89	67,656,394.89	-81,920,894.76
10,044,087.10	-2,638,554.10	-2,638,554.10	-5,441,207.45	4,154,784.28	-4,179,967.32	-4,179,967.32	-7,998,383.00
7,000,475.49	-16,228,292.02	-16,228,292.02	-6,313,851.79	3,407,263.17	-18,952,514.94	-18,952,514.94	-12029651.11
80,377,068.72	-1,524,531.18	-1,524,531.18	13,815,019.91	62,479,097.86	-626,321.66	-626,321.66	-3231412.36
75,505,350.22	20,682,115.61	20,682,115.61	5,491,230.71	56,381,068.99	15,565,931.57	15,565,931.57	6,681,536.03

4

()

1

52.2843%

55.7893%

2

/	
—	21,092,900.00
—	
/	21,092,900.00
/	21,848,884.24
	755,984.24
	755,984.24

2014 3

0.6587%

2014 9

2.8463%

()

1

					(%)
				20	
				33.3334	

()

				(%)	(%)
			2600	24.69	24.69

(™Ct ĚK0 J

(¼) \ œ (, ' € œ (õ á

\ 1 J € œ (, ' õ á B ?ñ \Lt# " 3 Ā X ! k f j , ' s , ú " Ā

(9) \ œ (, ' 8:U ¼6,,:U 1 J õ á

\ 1 J G ý ? ± , ' 8:U F 6,,:U 1 J B ?ñ \Lt# " 3 Ā X ! k f j , ' s , ú " Ā

() ! £6,, é õ á

! £6,, é =0

! £6,, é > \ œ (, ' £3+

\$! c 2 G Y F J A î 7 9 L € œ (

Î Lu x f ê £3+ ö 7, ' æ Ý @ ^ x f, ' œ (

(Ā) £6,, Ô C õ á

1 Ā \ Ö z O C j K 0 v ñ Ā Ě ¼ Ö ā Ñ, ' £6,, Ô C, ' õ á Ā

2 Ā ! £6,, Ô C õ á

2014 x 8 8 10 Ě œ (, ' ~ Ct € œ (# \$ A î 7 > \$! c > E i F J, ' 6 Ñ L 7 6 ñ Ē Ā ~ ± x + O 1 y

6 = 8 ' f ê 1 @ 5 ç ¶ Ě £ ¼ \$! c 2 > E i F J * 7 - 1 Ñ 5 • 3 + 5 9 L € œ ({ Î Ct ™ 6 Ñ • A P Ě Ě # \$ A î

7 6 8 9 C t H ê " A 1 2,500 7 s A \$! c > E i F J Î Ct Ě Î Ct ¼ @ > Ě # \$ A î 7 6 1 9 \$!

c > E i F J 33.3334 % ' 6 Ñ s Ě 7 6 ñ Ē Ā ~ ± x + O 1 y 6 = 8 ' f ê 6 8 A Ñ 1 9 \$! c > E i

F J 66.6666 % ' 6 Ñ s Ā 7 6 ñ Ē _ œ (/ ě 6 | Z % 12 Z 8, ' Ý k 4 ý * 6 Q Ā — x + O, ' ā l ý x

œ (: " ») / • ~ x + O, ' G } !, ' O O P # \$ # b x + O X 2014 x 7 8 } . 1 9 \$! c > E i F J, ' 6 Ñ

s Ā

• Ā ᵀ B * ú F 9 » N ©

(0) G ý ? ± ᵀ B * » N ©

1 Ā " 1 @ A Ò , 1 " X F ö 7 • > | , ' 0 C q 8 < ú C R Ñ j ý Ā

Ā 1 Ā œ (> \$! c Ě 8 K J Ā Ct 9 L € œ ((; 1 ° 0 Ě 8 œ () ú ! ^ * 6 ê \$! c \$ 5 ~

Ý \$ _ Ā Ct ... 9 L € œ ((; 1 ° 0 Ý \$ _ œ () 1 @ A Ò Ě \$! c \$ 5 ~ Ý \$ _ 1 J ¥ F 8 C E • A P

- Ě Ě 8 < 4 Ö Ě ² ; Ö Ě 8 œ (6) ¼ \$! c 2 † j j Q à ° _ x J G j \$ 5 ~ Ý \$ _ 0 O 5, 8

- 1 r 107 Ô, ' D ¥ F j ` Ě 5 œ (C E j . D ¥ F ([N © - . D Ā 0 ¼ ê }) « 1 y) -

+ X Ě * 1 • M ' 0 j 223.43 £ é 2 £ Ě j ` = Ñ C i j l ý 8 l ý £ é 2 £ ê " A 1 30 s Ě j ^ 0 B 3 F > | 5 \$

Ô C i j l ý 8 l ý £ é 2 £ ê " A 1 12 s Ě > ð Ā G } † = Ñ ú A í í + X C i j l ý 8 l ý £ é 2 £ 43 s Ě l ý

8 C i + X 8 A Ñ j 18,991.55 s Ā + X O L € j 2013 x 7 8 1 C \$ 8 # 2015 x 6 8 30 ! ' Ā Ě 8 œ

(6) ¼ \$! c 2 † j j Q à ° _ x J G j \$ 5 ~ Ý \$ _ 0 O 5, 8 - 1 r 108 Ô, ' D ¥ F j

	()	229.91
		30	
12		43	19,542.35
	2013 7 1	2015 6 30	
2	()	(“ ”)	
	4 5 6 7	52	33,800
	2011 6 1	2014 5 31	5 22 2014 6
1	2017 5 31		
	4,899.66	118,685.00	2011 5 10 2014 5
9	5 22	2014 5 10	2017 5 31
	136,132.00		
3		()	
			M3 3 309 305-2
		328.14	20,794.23
	2014 4 16	2016 4 15	
4			
			9
	18 1801-1802		614.40
	40.00	57.00	
59,596.80	2014 5 7	2016 5 6	
			614.40
11.00		2.40	8,232.96
	2014 9 26	2015 9 25	
()			
1 2015 1 29			
1%		2014 12 31	*1%
		2015 3 23	

2 2014 12 30

840

5,054.43

1

()

1

		%		%			%		%	
	887,953,989.35	100.00	42,801,782.58	4.82	845,152,206.77	1,009,588,804.99	100.00	28,775,483.59	2.85	980,813,321.4
	887,953,989.35	100.00	42,801,782.58	4.82	845,152,206.77	1,009,588,804.99	100.00	28,775,483.59	2.85	980,813,321.40

1										
					560,591,768.46					
1					101,089,725.12		5,054,486.26			5%
1					661,681,493.58		5,054,486.26			
1 2					129,772,536.90		12,977,253.69			10%
2 3					93,274,694.30		23,318,673.57			25%
3 4					3,225,264.57		1,451,369.06			45%

4 5			
5			
	887,953,989.35	42,801,782.58	4.82%

2

14,026,298.99

0

3**4**

		(%)	
	71,460,047.81	8.05	
	27,151,848.34	3.06	
	23,874,531.77	2.69	3,264,443.71
	22,308,230.09	2.51	207,114.94
	19,725,029.16	2.22	1,216,608.83
	164,519,687.17	18.53	4,688,167.48

5**6**

()

1

		(%)		(%)		(%)		%		
	999,937,993.99	97.07			999,937,993.99	866,573,501.37	97.04		866,573,501.37	
	30,140,995.11	2.93	896,778.53	2.98	29,244,216.58	26,453,798.82	2.96	1,518,705.04	5.74	24,935,093.78
	1,030,078,989.10	100.00	896,778.53	0.09	1,029,182,210.57	893,027,300.19	100.00	1,518,705.04	0.17	891,508,595.15
	1,030,078,989.10	100.00	896,778.53	0.09	1,029,182,210.57	893,027,300.19	100.00	1,518,705.04	0.17	891,508,595.15

1			
	23,943,547.80		0.00%
1	3,818,226.40	190,911.32	5.00%
1 2	933,420.89	93,342.09	10.00%
2 3	671,481.96	167,870.49	25.00%
3 4	546,206.80	245,793.06	45.00%
4 5	83,570.54	54,320.85	65.00%
5	144,540.72	144,540.72	100.00%
	30,140,995.11	896,778.53	2.98%

1			
	12,027,046.74		
1	6,650,018.59	332,500.93	5.00%
1 2	6,247,661.98	624,766.20	10.00%
2 3	1,000,366.99	250,091.75	25.00%
3 4	362,903.55	163,306.60	45.00%
4 5	50,746.87	32,985.46	65.00%
5	115,054.10	115,054.10	100.00%
	26,453,798.82	1,518,705.04	5.74%

2

621,926.51

3

4

	18,489,642.22	17,378,331.30
	1,001,018,152.43	867,524,958.24
	10,571,194.45	7,916,390.39
		207,620.26
	1,030,078,989.10	893,027,300.19

5

				(%)
	721,952,592.70	1-5		70.09
	158,482,318.52	1-2		15.39
	117,000,000.00	1-3		11.36
	2,483,533.89	1		0.24
	2,296,485.60	1		0.22
/	1,002,214,930.71			97.30

6

7

8

()

1

	459,590,696.85	459,590,696.85	438,497,796.85	438,497,796.85
	459,590,696.85	459,590,696.85	438,497,796.85	438,497,796.85

2

	104,286,334.85		104,286,334.85	

	44,950,000.00			44,950,000.00		
	30,000,000.00			30,000,000.00		
	259,261,462.00	21,092,900.00		280,354,362.00		
	438,497,796.85	21,092,900.00		459,590,696.85		

()

1

	1,441,234,377.26	1,151,533,121.84	1,259,860,763.52	881,968,931.46
	2,541,139.98	4,271,104.97	2,068,363.50	3,609,443.96
	1,443,775,517.24	1,155,804,226.81	1,261,929,127.02	885,578,375.42

()

		-1,486,618.00	
		18,236,828.70	

		935,340.71	
		17,685,551.41	
		-2,538,829.76	
		-2,947,116.26	
		12,199,605.39	

()

	%		
	0.63	0.04	0.04
	0.00	-0.0003	-0.0003

2014